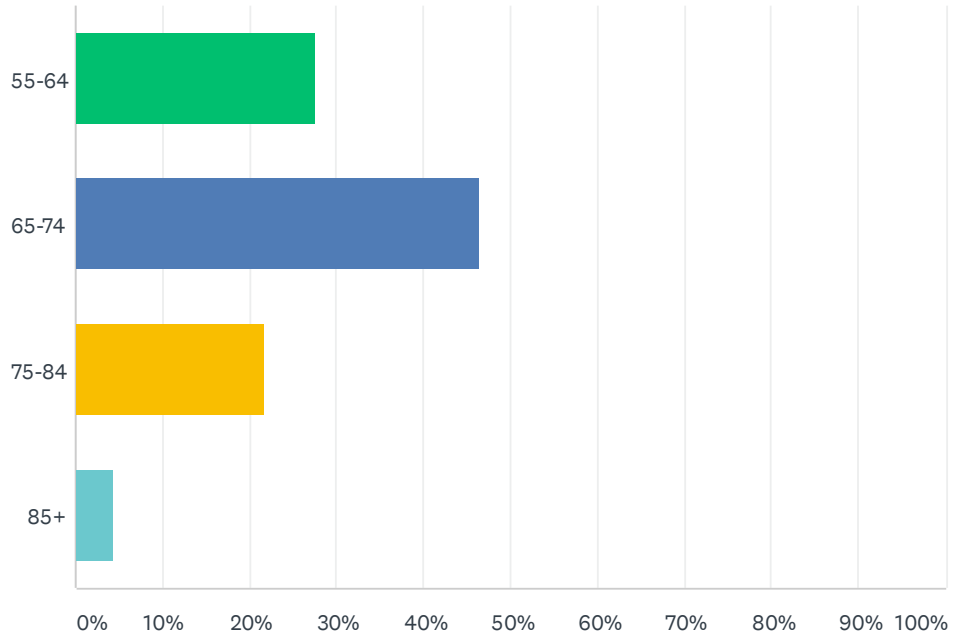


Q1 Age group

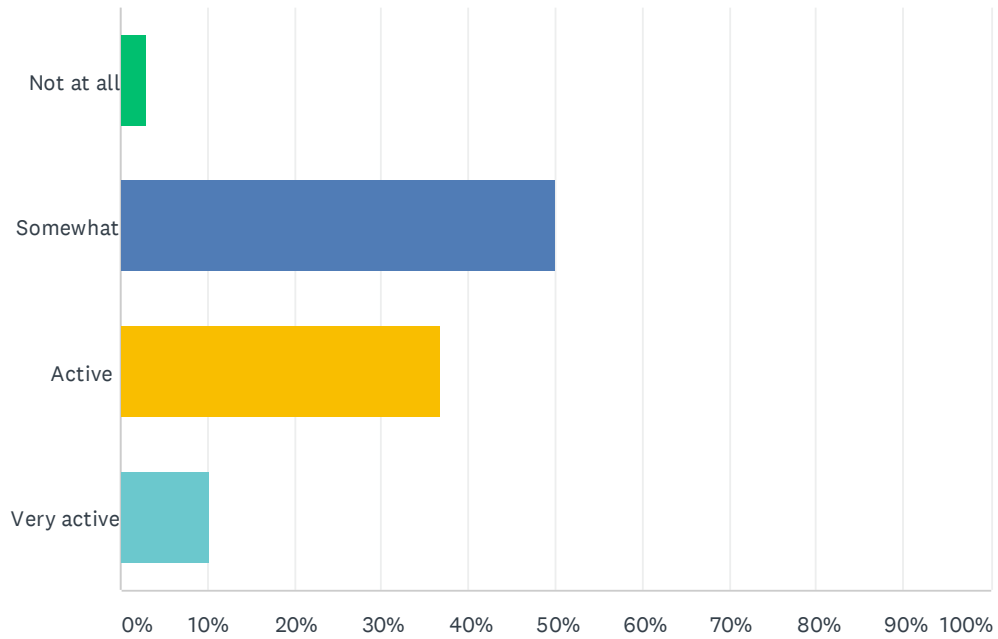
Answered: 69 Skipped: 0



ANSWER CHOICES	RESPONSES	
55-64	27.54%	19
65-74	46.38%	32
75-84	21.74%	15
85+	4.35%	3
TOTAL		69

Q2 How active are you on a daily basis?

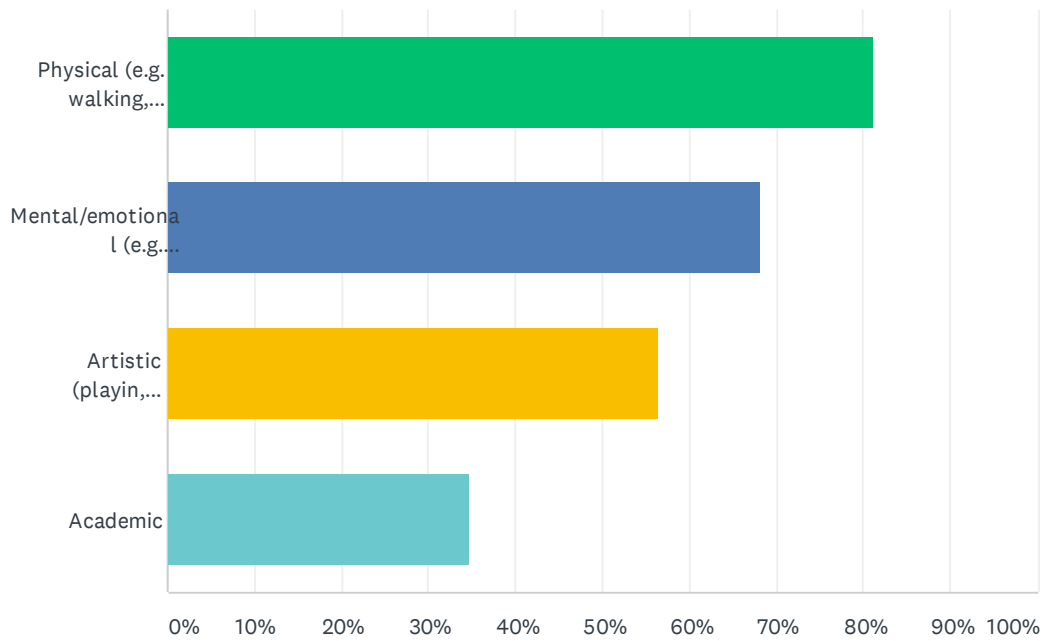
Answered: 68 Skipped: 1



ANSWER CHOICES	RESPONSES	
Not at all	2.94%	2
Somewhat	50.00%	34
Active	36.76%	25
Very active	10.29%	7
TOTAL		68

Q3 In what types of activities do you participate?

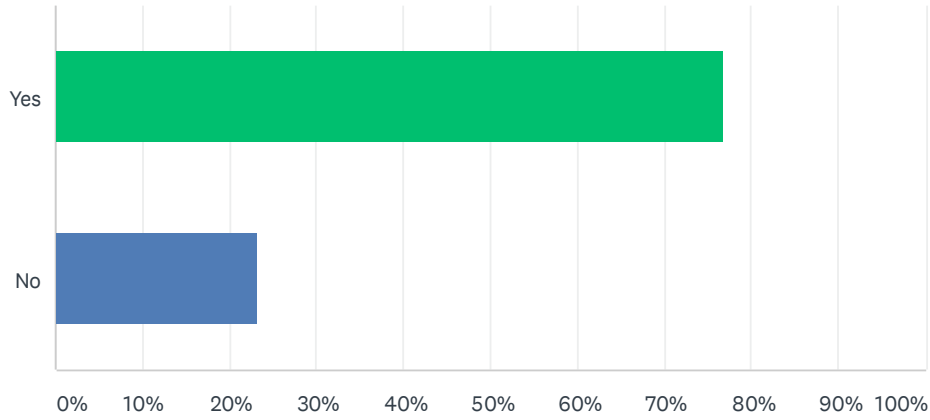
Answered: 69 Skipped: 0



ANSWER CHOICES	RESPONSES	
Physical (e.g. walking, gardening)	81.16%	56
Mental/emotional (e.g. visiting with friends, volunteering)	68.12%	47
Artistic (playin, listening to music, painting)	56.52%	39
Academic	34.78%	24
Total Respondents: 69		

Q4 Would you participate in more activities if more options were available?

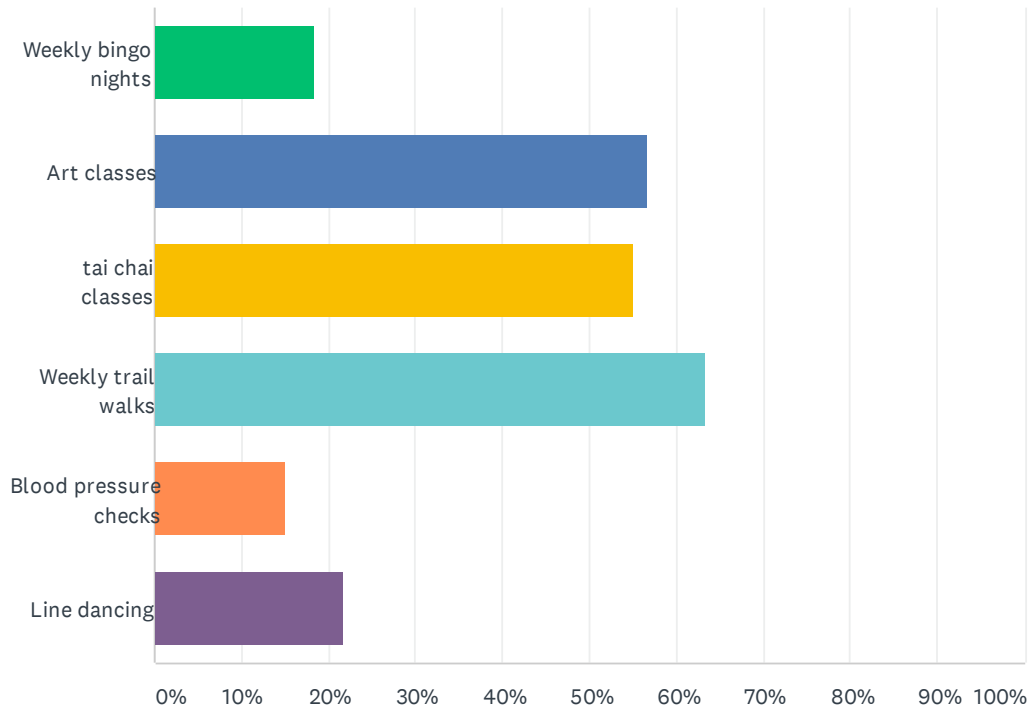
Answered: 69 Skipped: 0



ANSWER CHOICES	RESPONSES	
Yes	76.81%	53
No	23.19%	16
TOTAL		69

Q5 What types of activities would interest you?

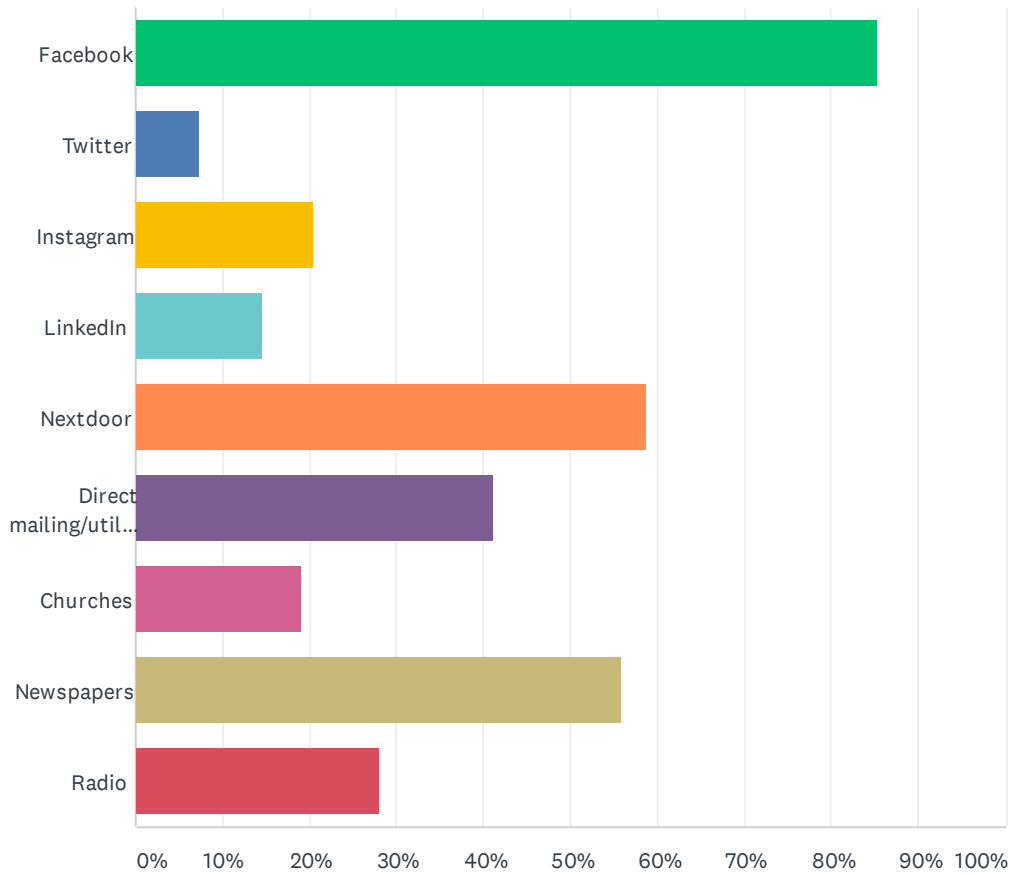
Answered: 60 Skipped: 9



ANSWER CHOICES	RESPONSES
Weekly bingo nights	18.33% 11
Art classes	56.67% 34
tai chai classes	55.00% 33
Weekly trail walks	63.33% 38
Blood pressure checks	15.00% 9
Line dancing	21.67% 13
Total Respondents: 60	

Q6 What methods of communication do you follow? (Choose all that apply)

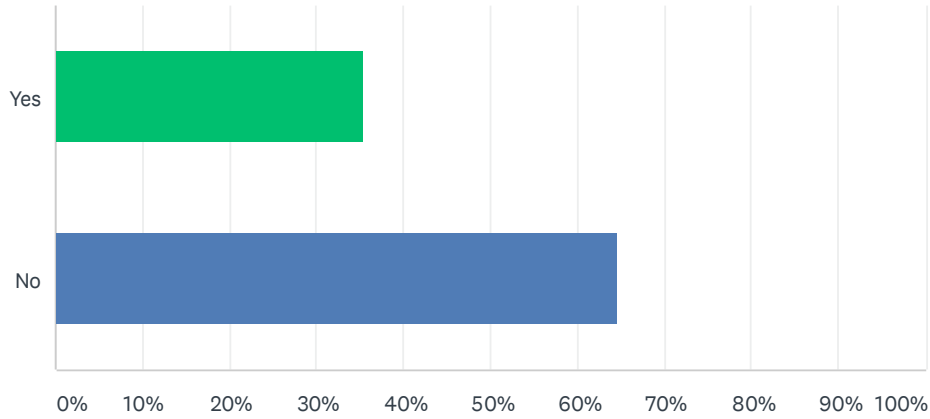
Answered: 68 Skipped: 1



ANSWER CHOICES	RESPONSES	
Facebook	85.29%	58
Twitter	7.35%	5
Instagram	20.59%	14
LinkedIn	14.71%	10
Nextdoor	58.82%	40
Direct mailing/utility bill stuffing	41.18%	28
Churches	19.12%	13
Newspapers	55.88%	38
Radio	27.94%	19
Total Respondents: 68		

Q7 Would you be willing to serve on a senior advisory committee to address the needs of this census group?

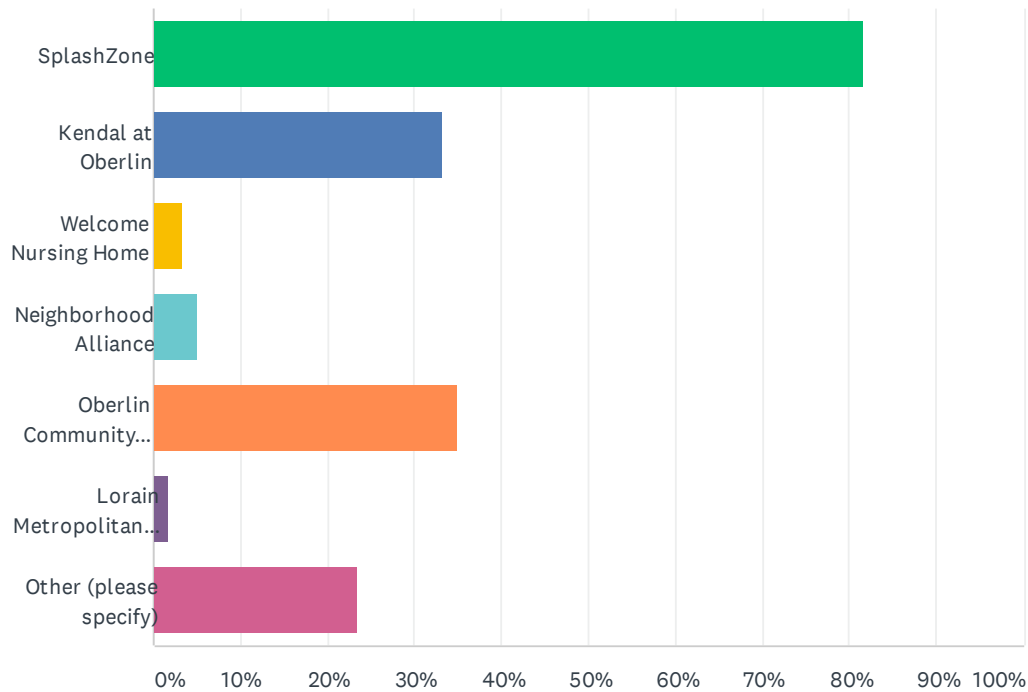
Answered: 68 Skipped: 1



ANSWER CHOICES	RESPONSES	
Yes	35.29%	24
No	64.71%	44
TOTAL		68

Q8 Please select each of the following locations or agencies you've used in the past for services or activities provided there:

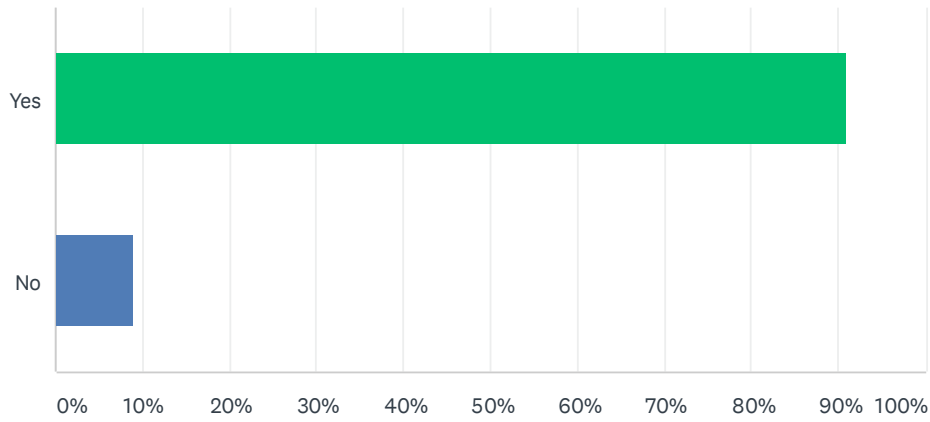
Answered: 60 Skipped: 9



ANSWER CHOICES	RESPONSES	
SplashZone	81.67%	49
Kendal at Oberlin	33.33%	20
Welcome Nursing Home	3.33%	2
Neighborhood Alliance	5.00%	3
Oberlin Community Services	35.00%	21
Lorain Metropolitan Housing Authority	1.67%	1
Other (please specify)	23.33%	14
Total Respondents: 60		

Q9 Would you be interested in an Oberlin newsletter (print or emailed)?

Answered: 66 Skipped: 3



ANSWER CHOICES	RESPONSES
Yes	90.91% 60
No	9.09% 6
TOTAL	66

Q10 What would be the most important addition the city of Oberlin could make to the list of services it offers to seniors?

Answered: 46 Skipped: 23